

RELATED, A FLEXIBLE APPROACH TO THE DEPLOYMENT AND CONVERSION OF DH NETWORKS TO LOW TEMPERATURE, WITH INCREASED USE OF LOCAL SOLAR SYSTEMS

Roberto Garay Martinez, Victor Sanchez Zabala

Sustainable Construction Division, Tecnalia, c/ Geldo, Edificio 700, 48160, Derio, Spain, +34 667 178 958, Roberto.garay@tecnalia.com

Abstract – District heating (DH) systems are key systems for the de-carbonization of heating energy in European Cities. In order to allow for this transition, while guaranteeing competitive energy costs, conversion of DHs is required. DH operation temperature needs to be reduced in order to increase the performance of renewable systems and operation criteria needs to be adopted for the introduction of weather-dependent, distributed heat sources such as solar systems.

This paper presents the RELaTED decentralized Ultra-Low Temperature DH network scheme, and its adaptation to several operational schemes such as new and existing DH networks, with different levels of complexity. Transitory phases in the conversion process are discussed.

1. INTRODUCTION

District heating (DH) systems are one of the most energy efficient heating systems in urban environments, with proven reliability within many decades already. DHs have traditionally been designed to be operated in a hierarchized way, with central energy production facilities delivering heat to a variety of distributed consumption locations.

DHs are identified as key systems to achieve the de-carbonization of heating energy in European Cities. (European Commission, 2016) Renewable and waste heat sources are foreseen at the same time as de-carbonized heat sources and the way to guarantee competitive energy costs with limited influence of fossil fuel supply price volatility. To achieve this, a transition is needed in DHs, comprising not only measures to improve overall performance (temperature level reductions, improvement of substations, etc.), but to guarantee system viability as a whole in a context (Harrestrup & Svendsen, 2015) of reduced heat loads with the transition to NZEB (Near Zero Energy Buildings).

RELaTED deploys a decentralized, Ultra-Low Temperature (ULT) DH network concept, which allows for the incorporation of low-grade heat sources with minimal constraints, larger shares of renewable energy sources (RES) and distributed heat sources. ULT DH reduces operational costs due to fewer heat losses, better energy performance of heat generation plants and extensive use of de-carbonized energy sources at low marginal costs.

In the transition towards NZEB and PEH (plus energy houses), RELaTED allows for a prosumer scheme, where positive buildings deliver energy to the grid.

2. DE-CARBONISED HEAT SOURCES

Modern DH networks are one of the most resource efficient heat production systems. In some countries, DHs are linked to intense use of Combined Heat and Power (CHP) and Heat pump technologies, linked to renewable energy sources such as geothermal fields, biomass and waste incineration.

Along the last decade, already in several EU locations, large ST systems have been successfully connected to DH networks under commercial operation. (SDHplus, 2015)

Linked to variations of solar resources and electricity costs-for heat pump heating-, over the year, several DH networks have incorporated large scale thermal storage systems. (Gadd and Werner, 2015),)

In fact, for some concept districts such as the (Drake Landing Solar Community) full solar cover of heating loads has been achieved with a mixture of ST and seasonal storage even in cold climates in continental Canada at 50°N.

Although very dependent on local availability, waste heat streams from industrial and commercial (e.g. supermarkets) sources, are relatively stable sources of heat. Large scale industrial processes are active all year-round, resulting in minimally carbon intensive processes.

(Vesterlund et Al., 2017) studied the configuration of the DH network in Kiruna, SE, where a large iron mining setting provided a de-carbonised heat recovery source. In all calculations where industrial waste heat was introduced, the optimal situation made use of the maximum capacity of the industrial waste heat (15MW), it provided. The relative relevance of this heat source was 30% of the winter peak load (49MW) and 38% of the winter average load (39MW).

With unprecedented performance levels in fuel-based heat production processes, improvements in performance levels will only have minimal impact in the route to DH de-carbonisation. The transition will require the large scale integration of ST systems, and waste heat resources. Linked to load reduction in the progressive transition to NZEB performance levels, with progressive connection of BIST into the DH, a de-carbonised DH environment can be achieved.

3. LIMITATIONS OF CURRENT DH NETWORKS

DH systems date back more than 100 years. Originally with steam as heat carrier, DH has evolved through the 20th century into systems at lower temperature. With most of the systems in Europe developed over the decades of 1970 & 80, typical DH systems deliver pressurized water at about to about 80°C to consumers. In Nordic countries, district heating developed rapidly in the nineties into areas with lower heat density, requiring more efficient distribution networks. Supply temperatures were reduced even further. In these systems, heat is supplied at 60-70°C, supported by modern building codes in those regions, where new radiator systems are sized for operation at 60°C/30°C.

DHs deliver heat for space heating (SH) and domestic hot water (DHW) preparation. With the trend towards more insulated buildings-NZEB, heat loads for SH are steadily decreasing, which, in combination with improved substation design, allow for even further temperature reductions of the supply temperature. However, the preparation of DHW imposes limits to this temperature fall, due to the need to avoid legionella-related issues. Depending on specific national regulations, storage temperatures in the range of 55-75°C are prescribed, depending on storage size and SHW preparation method.

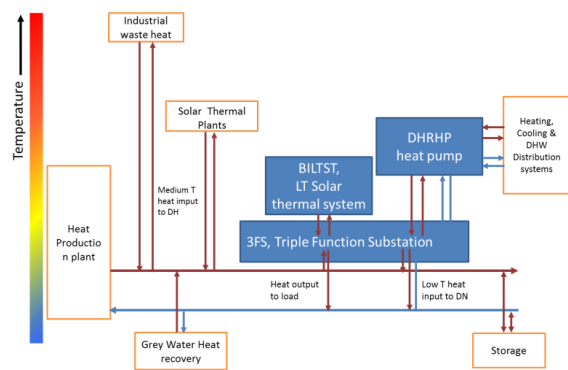
(Olsen et Al.,2008) and (Christiansen et Al. 2012), among others, have investigated in alternative DHW preparation methods with DH service temperature as low as 50°C. In many alternatives, traditional DHW preparation methods are substituted by “innovative methods”. In these concepts, mains water is primarily heated by the DH, and then complemented by electric heaters/boosters up to the required temperature levels. In more advanced alternatives, heat pumps are used for such purposes.

4. CONCEPTUAL DEVELOPMENT OF THE RELATED ULT DH SYSTEM

RELaTED builds over existing evidence (Brand et al.,2016 and Gudmundsson, et al., 2014) that DH supply temperatures as low as 45°C, are suitable for heat supply to define its ULT DH concept.

In RELaTED every single building is converted into an energy node, where so-called triple function substations (3FS) allow for bi-directional heat exchange between the building and the network, with the additional functionality of grid injection of excess local solar heat. In fact, adaptations are made to Building Integrated Solar Thermal (BIST) systems in order to adapt them to Low Temperature (BILTST), with reduced local storage, as the connection to the DH makes it redundant.

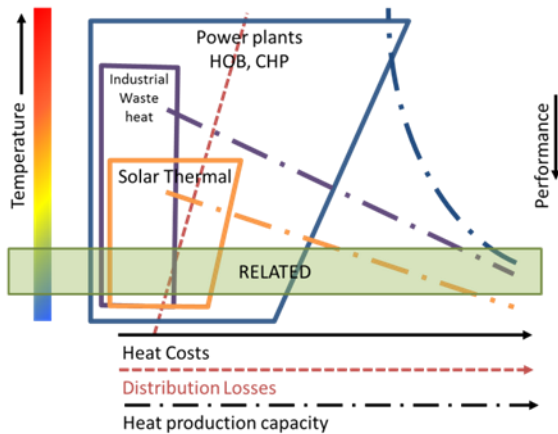
Additionally District-heating connected Reversible Heat Pump systems (DHRHP) allow for recovery of exhaust heat from cooling applications (e.g. air conditioning, ventilation, etc.).



Overall RELaTED Concept

Even before the consideration of further technological improvements, ULT temperature levels substantially improve the performance of heat production systems. It is estimated that CHP performance can be improved by a factor 2 to 5, considering (Lowe, 2011). Furthermore, ULT allows for the integration of virtually any waste heat source from industry, sewage, etc.

RELaTED builds atop of the existing trend for integration of large solar thermal plants systems in DH networks, some of them comprising large seasonal storage systems. RELaTED incorporates large ST plants, but also provides the framework for the integration of BIST into the main ULT DH concept. With lower fluid temperature when compared regular BIST integration levels, performance levels are expected to rise by 20%, due to lower heat losses. An additional 20% rise is calculated when avoiding local storage due to direct DH connection. The RELaTED ULT network acting as a perfect heat sink avoids storage stagnation situations, thus allowing for larger ST performance levels.



Temperature & performance levels, cost of heat, & other critical parameters in heat production for DH networks.

DHRHP systems allow for the de-coupling of temperature levels in DH network and Building level HVAC systems. With the DH as heat source, stable temperatures at 35-40°C ensure stable COP levels of 6-7 for the DHRHP all-year-round. These units provide an economic way for the preparation of DHW, while at the same time allowing for the connection of buildings with higher temperatures in their HVAC design (i.e. older buildings).

The RELaTED concept, when implemented with a substantial share of RES provides a robust framework to ensure the economic viability of DH networks, in the context of the transition of the building stock to NZEB along the following decades.

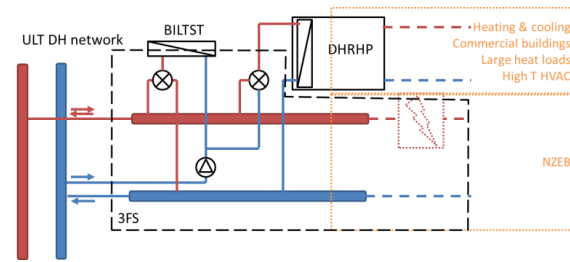
5. RELATED IN NEW DH NETWORKS

The RELaTED ULT DH concept is directly applicable to DHs in the context of new urban developments. In these cases, previous experiences are directly applicable, allowing for SH at 45°C. Sizing of heating networks in buildings and the overall DH infrastructure would be made according to the expected heating temperature, with standard calculation procedures.

As defined before, DHW loads are key issues, where, electric heating would be applied, either by means of electric boosters or heat pumps (depending on the rated power). (Brand et Al., 2016) tested an electric booster system connected to a DH network at 40°C. In this experimental work, the use of electricity accounted to 30% of the DHW preparation energy, or 3% of the overall energy consumption.

RELaTED proposes an advanced 3FS substation concept, where local ST systems can be connected into the DH network, and substations allow for LT distribution systems, with the potential use of electric boosters. In some cases, where cooling loads are present or high

temperature heating systems are used, DHRHP systems provide an alternative to electric boosters.



3FS concept & connection with ULT network, BILTST, DHRHP & Electric booster systems

In this scheme, RES systems are integrated since the beginning of the system, according to the possibilities, requirements, and interest in each particular building. 3FS allow for the integration of sparse BILTST systems into the network, without the need of specific investment at DH level.

6. RELATED IN EXISTING DH NETWORKS

Integration of ULT in existing networks is a complex mission. Existing networks are commonly composed by many subnetworks, each serving buildings constructed over decades according to different energy codes.

The 3FS scheme, with particular adaptations can be optimized to operate in three different environments:

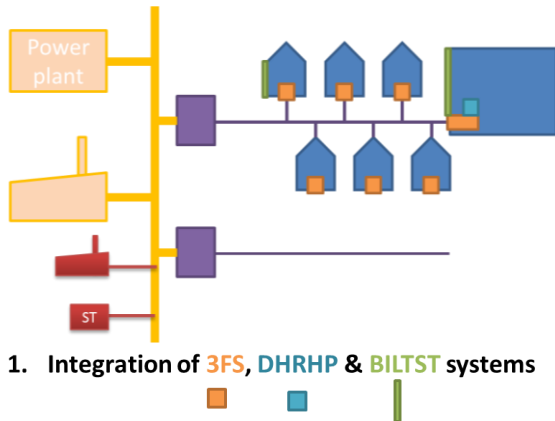
- ULT DH networks
- Higher temperature DH network: 3FS can be integrated at higher temperatures, while the (sub)network where it is integrated is not fully capable of operating at LT
- Temperature cascading concept: 3FS, when incorporated only in part of the DH subnetwork can be used to extract heat from the return pipe of the DH system. Thus allowing for the densification of a DH network without further changes to the pipes. For this purpose, an additional pump would be required. This configuration could later be transformed into a general purpose 3FS when lowering the supply temperature in the DH.

7. TRANSITORY PHASES

The conversion of a DH network is a complex process, which needs to be performed stepwise in order to guarantee continuous SH and DHW services. Although relatively long SH service interruption in summertime is possible, DHW is required all-year-round. Thus network conversions need to be carefully scheduled. Successful transitions require that all buildings within a network are equipped with an updated substation (ULT or 3FS), prior to temperature reductions in each subnetwork. As a further step, temperature in transmission pipes can be

reduced, with improved performance in heat production plants.

Along the process, waste heat streams an ST plants can be incorporated at any phase, as long as their compatibility with current temperature levels is ensured.



1. Integration of 3FS, DHRHP & BILTST systems

2. Adaptation of pumping stations, and ULT conversion of subnetworks

3. Adaptation of heat distribution lines and main heat production plants

4. Introduction of LT RES & waste heat sources

Stepwise conversion process of a DH into ULT

8. EXPECTED DEVELOPMENT

RELaTED is an ongoing research & development, with expected demonstration activities along the 2018-2021 period. The overall ULT concept, integration of 3FS, BILTST & DHRHP subsystems, industrial waste heat, large ST & waste incineration plants will be demonstrated in 4 selected locations:

- Green field development in VINGE, DK
- DH network with large share of biomass in TARTU, EE
- Large DH network with incorporation of large RES resources in BELGRADE, SR
- Corporate DH network in IURRETA, ES

Successful demonstration of RELaTED in this context will show the potentialities of the system under various climatic conditions, heat production mix & DH design/operation cultures.

9. CONCLUSIONS

RELaTED presents a promising ULT DH concept, backed-up by existing evidence that large ST fractions, Industrial waste heat and ULT DH allow for substantial de-carbonisation of heat delivery in the context of DH networks.

RELaTED will implement this concept over a set of diverse DH networks, allowing for the validation of the concept prior to full scale implementation.

ACKNOWLEDGEMENTS

Research output presented in this paper has performed under project RELaTED (RELaTED, 2017). RELaTED project partners are: TECNALIA, Danish Technical Institute, Fortum Tartu, Beogradske Elektrane, Basque Government, Metro Therm, Nibe, Aventa, Industrias IMAR, Basque Energy Agency, Mazovia Energy Agency, Institute of Baltic Studies, FEDARENE, El Taller De Comunicación y CIA.

This project has received funding from the European Union's Horizon 2020 research and innovation programme under grant agreement No 768567.

REFERENCES

Brand M. et al. (2016), District heating substation with electrical heater supplied by 40°C district heating water. SDDE16 International Conference on District Energy

Christiansen C. H., Dalla Rosa A., Brand M., Olsen P. K., Thorsen J. E. (2012), Results and experiences from a 2-year study with measurements on a new low-temperature district heating system for low- energy buildings

Drake Landing Solar Community (2017/12/19), <http://www.dlsc.ca/>

European Commission, An EU Strategy on Heating and Cooling (2016)

Gadd H. and Werner S. (2015), Thermal energy storage systems for district heating and cooling, In Advances in Thermal Energy Storage Systems ,Woodhead Publishing Series in Energy, edited by Luisa F. Cabeza, Woodhead Publishing, Pages 467-478, ISBN 9781782420880

Gudmundsson, et Al. (2014), Ultra-Low Temperature District Heating And Micro Heat Pump Application – Economic Analysis. 14th International Symposium On District Heating And Cooling

Harrestrup M. Svendsen S.(2015), Changes in heat load profile of typical Danish multi-storey buildings when energy-renovated and supplied with low-temperature district heating, 1 Journal of Sustainable Energy, 34:3-4, 232-247, DOI: 10.1080/14786451.2013.848863

Lowe R. (2011), Combined heat and power considered as a virtual steam cycle heat pump, Energy Policy, Volume 39, Issue 9

Olsen P.K., Lambertsen H., Hummelshøj R., Bøhm B., Christiansen C.H., Svendsen S., Larsen C.T., Worm J. (2008), A new low-temperature district heating system for low-energy buildings, 11th International Symposium on District Heating and Cooling, Reykjavik, Iceland

RELaTED, REnewable Low TEmpérature District, EU h2020 GA n° 768567 (2017-2021), www.relatedproject.eu

SDHplus- New Business Opportunities for Solar District Heating and Cooling, EC-IEE, 2012-2015, <http://solar-district-heating.eu/SDHrelatedprojects/AboutSDHplus.aspx>

Vesterlund M., Toffolo A., Dahl J. (2017), Optimization of multi-source complex district heating network, a case study, Energy, vol 126, doi: 10.1016/j.energy.2017.03.018